



**CERTIFICATION**



**Approved. Sealed. Code Compliant.**

## **Technical Evaluation Report**

**TER 2010-01**

**No-Burn® Plus Fire Protected OSB and  
Lumber**

**No-Burn®, Inc.**

**Product:**

**No-Burn® Plus**

**Issue Date:**

**October 23, 2020**

**Revision Date:**

**January 6, 2023**

**Subject to Renewal:**

**July 1, 2023**



COMPANY  
INFORMATION:

---

No-Burn®, Inc.  
1392 High St Ste 211  
Wadsworth, OH 44281-8262

800-989-8577

[info@noburn.com](mailto:info@noburn.com)

[www.noburn.com](http://www.noburn.com)

---

DIVISION: 06 00 00 - WOOD, PLASTICS AND COMPOSITES

SECTION: 06 05 83 - Shop-Applied Wood Coating

SECTION: 06 11 00 - Wood Framing

SECTION: 06 17 00 - Shop-Fabricated Structural Wood

DIVISION: 09 00 00 - FINISHES

SECTION: 09 96 46 - Intumescent Painting

---

## 1 Product Evaluated<sup>1</sup>

### 1.1 No-Burn® Plus

1.1.1 No-Burn® Plus is used as a treatment for oriented strand board (OSB) and lumber in limited interior, dry use conditions. It is a fire protective coating and is used as an alternative to fire-retardant-treated wood (FRTW).

1.1.2 No-Burn® Plus is used as part of a 2-hour fire-rated load bearing wall assembly.

## 2 Applicable Codes and Standards<sup>2,3</sup>

### 2.1 Codes

2.1.1 *IBC—15, 18, 21: International Building Code®*

2.1.2 *IRC—15, 18, 21: International Residential Code®*

2.1.3 *IFC—15, 18, 21: International Fire Code®*

### 2.2 Standards and Referenced Documents

2.2.1 *ANSI/AWC NDS: National Design Specification (NDS) for Wood Construction*

2.2.2 *ASTM D3359: Standard Test Methods for Rating Adhesion by Tape Test*

2.2.3 *ASTM D4541: Standard Test Method for Pull-Off Strength of Coatings Using Portable Adhesion Testers*

2.2.4 *ASTM D4585: Standard Practice for Testing Water Resistance of Coatings Using Controlled Condensation*

2.2.5 *ASTM D610: Standard Practice for Evaluating Degree of Rusting on Painted Steel Surfaces*

2.2.6 *ASTM E84: Standard Test Method for Surface Burning Characteristics of Building Materials*

---

<sup>1</sup> For more information, visit [dricertification.org](http://dricertification.org) or call us at 608-310-6748.

<sup>2</sup> Unless otherwise noted, all references in this TER are from the 2021 version of the codes and the standards referenced therein. This material, design, or method of construction also complies with the 2000-2018 versions of the referenced codes and the standards referenced therein.

<sup>3</sup> All terms defined in the applicable building codes are italicized.

- 2.2.7 *ASTM E96: Standard Test Methods for Water Vapor Transmission of Materials*
- 2.2.8 *ASTM E119: Standard Test Methods for Fire Tests of Building Construction and Materials*
- 2.2.9 *ASTM E2768: Standard Test Method for Extended Duration Surface Burning Characteristics of Building Materials (30 min Tunnel Test)*
- 2.2.10 *ASTM G1: Standard Practice for Preparing, Cleaning, and Evaluating Corrosion Test Specimens*
- 2.2.11 *ASTM G85: Standard Practice for Modified Salt Spray (Fog) Testing*
- 2.2.12 *AWPA E12: Standard Method of Determining Corrosion of Metal in Contact with Treated Wood*
- 2.2.13 *NFPA 255: Standard Method of Test of Surface Burning Characteristics of Building Materials*

### 3 Performance Evaluation

- 3.1 No-Burn® Plus has been evaluated to determine suitability to treat OSB and lumber used in above ground applications. The following scope has been evaluated:
  - 3.1.1 Use as part of a 2-hour fire-rated wall assembly tested in accordance with *ASTM E119*, and in accordance with *IBC Section 703.2*, *IBC Section 602.1*, *IBC Section 704.10* and *IBC Section 705.5*.
  - 3.1.2 Use where treated materials are left exposed in new or existing construction to achieve the reduced flame spread and smoke developed indices required by the code.
  - 3.1.3 Alternative to FRTW as required by *IBC Section 2303.2*, *IRC Section R317.3* and *IRC Section R317.4*
  - 3.1.4 Flame spread index and smoke developed index properties as required by *IBC Section 2303.2*, *IBC Section 1402.5*,<sup>4</sup> *IRC Section R302.9* and *IRC Section R802.1.5*.
  - 3.1.5 Performance of No-Burn® Plus over-coated with paint.
  - 3.1.6 Water resistance in accordance with *ASTM D4585*.
  - 3.1.7 Use in roofs/attics of structures for elevated temperature and humidity in accordance with *IBC Section 2303.2.5.1* and *IRC Section R802.1.5.6* for OSB and *IBC Section 2303.2.5.2* and *IRC Section R802.1.5.7* for lumber.
  - 3.1.8 Corrosion resistance of fasteners in contact with treated wood in accordance with *IBC Section 2304.10.6*<sup>5</sup> and *IRC Section R317.3*.
  - 3.1.9 Adhesion to the substrate in accordance with *ASTM D3359*.
- 3.2 Use as a treatment for wood structural panels (WSP) and lumber species other than those listed in Section 4.6 is outside the scope of this TER.
- 3.3 Renewal or maintenance requirements for the treated products must follow manufacturer recommendations.
- 3.4 Any code compliance issues not specifically addressed in this section are outside the scope of this TER.
- 3.5 Any engineering evaluation conducted for this TER was performed within DrJ's ANAB accredited ICS code scope and/or the defined professional engineering scope of work on the dates provided herein.

---

<sup>4</sup> 2015 *IBC Section 1403.5*

<sup>5</sup> 2018 *IBC Section 2304.10.5*

## 4 Product Description and Materials

4.1 The label for the product evaluated in this TER is shown in Figure 1.

**DIRECTIONS FOR USE**  
Storage: Including transit, warehouse and jobsite:  
Above 40° F (4°C) Below 90° F (32°C)


Preparation: Prior to the application of No-Burn® Plus, the surface shall be dry, clean and free from loose debris, dust, dirt, grease, oil, and all prior coating materials, such as paint, stains and sealers. Use product as is; do NOT dilute.

Mixing: No-Burn® Plus must be thoroughly mixed before use with a *Squeeze™* 5 gallon power mixing wand or equivalent at or between 500-1500 RPM for a mixing time of 5 minutes. If No-Burn® Plus is mixed more than 24 hours prior to use, mix it again for 5 minutes. Plus may be tinted at a maximum rate of 2 oz. of tint per gallon.

Application: Recommended spray tip size: 425-427. Refer to the No-Burn® Plus Technical Data Sheet for additional application guidelines.

No-Burn®, Inc. warrants that the No-Burn® formula will be manufactured to the same specifications and quality, and will perform equally to the tests performed by the independent laboratories when properly applied. Warranty coverage is limited solely to the cost of product purchased hereunder and specifically excludes incidental expenses and consequential damages. The applicator warrants that the product, in its original form from the manufacturer, will be stored, mixed and/or applied as directed in the guidelines published by No-Burn®, Inc., to every reasonably accessible area that has been specified for protection. On occasion, No-Burn® Plus may be applied to substrates that need protection from the environment in transit or on a jobsite. The No-Burn® Warranty may be void if the No-Burn® Plus coated substrates, while in transit or during construction, are not protected from prolonged exposure to adverse weather conditions as specified by manufacturer recommendations. All implied warranties, from No-Burn®, Inc. or the applicator are excluded. There may be situations and materials for which No-Burn® will not prevent a fire from igniting or retard the progress of a fire. Regulatory VOCs of 34 g/L; Actual VOCs of 18 g/L.

**GHS IDENTIFICATION**  
Emergency overview: Not classified as hazardous according to OSHA HCS.  
Classification: Not classified.  
Hazard symbol: No symbol.  
Signal word: No signal word.  
Inhalation: Short-term exposure may cause irritation of nose, throat and lungs. First aid: remove person to fresh air. If necessary, give artificial respiration or CPR.  
Skin contact: Short-term exposure may cause irritation to skin. First aid: wash skin with soap and water. Launder clothing before reuse.  
Eye contact: Short-term exposure may cause irritation to eyes. First aid: immediately flush with gentle stream of tepid water for 15 minutes. Get medical attention if necessary.  
Ingestion: Ingestion may cause stomach irritation and/or nausea. First aid: do not induce vomiting. Keep warm and at rest. Give 2-3 glasses of water. Get medical attention if necessary.  
Caution: Use only with adequate ventilation: prevent prolonged breathing of vapor and mist. Prevent contact with eyes. Do not take internally.








Batch #:		QR Code
Product Packaging:		
Expiration Date:		

ER 305, TER 1905-03 & TER 2010-01  
Inspection agency: Intertek Testing Services NA, Inc.

No-Burn®, Inc. • 1392 High Street, Suite 211 • Wadsworth, Ohio 44281  
800-989-8577 • [www.noburn.com](http://www.noburn.com)



When coatings are applied in accordance with Section 3.5 or Section 3.6 of IAPMO UES ER 305, TER 2010-01, the applicator must be trained and certified by No-Burn®, Inc. The certification is not retroactive should the product be applied prior to certification.

For additional information on training, application and storage, refer to IAPMO UES ER-305 or DrJ TER 2010-01, visit [www.noburn.com](http://www.noburn.com) or call 800-989-8577. Failure to follow the guidelines set forth in IAPMO UES ER 305 or DrJ TER 2010-01 will void the No-Burn®, Inc. warranty. Contact No-Burn®, Inc. at 800-989-8577.

Figure 1. No-Burn® Plus

- 4.2 No-Burn® Plus is a water-based, liquid applied, intumescent coating. When exposed to elevated temperatures and flame, it expands and forms a protective char layer.
- 4.3 The product is packaged in either 5-gallon (18.9 liter) pails or 55-gallon (208 liter) drums.
- 4.4 No-Burn® Plus has a shelf life of two years when stored in unopened containers between 40°F (4.4°C) and 90°F (32.2°C) and kept out of direct sunlight.
- 4.5 No-Burn® Plus must be prepared with a power mixer (500-1500 RPM) or equivalent for a minimum of 5 minutes per container prior to application.
- 4.6 The substrates covered in this TER include the following:
  - 4.6.1 Douglas Fir (DF)
  - 4.6.2 Laminated Strand Lumber (LSL)
  - 4.6.3 Laminated Veneer Lumber (LVL)
  - 4.6.4 Oriented Strand Board (OSB)
  - 4.6.5 Southern Yellow Pine (SYP)



4.7 No-Burn® Plus protected OSB and lumber is acceptable for use in the following AWWPA<sup>6</sup> Use Categories:

- 4.7.1 UC1 – Interior construction – millwork and finishing
- 4.7.2 UC2 – Interior construction – interior beams, timbers, flooring, framing, millwork, and sill plates

4.8 Minimum coverage rates are specified in Table 1.

**Table 1.** Surface Burn Characteristics Minimum Coverage Rates

Product	Substrate	Application Rate	Maximum Moisture Content (%)
No-Burn® Plus	DF	6 mils wet (4 mils dry) 275 sq. ft. per gallon	19
	LSL	10 mils wet (6 mils dry) 160 sq. ft. per gallon	16
	LVL	10 mils wet (6 mils dry) 160 sq. ft. per gallon	16
	OSB	8 mils wet (5 mils dry) 200 sq. ft. per gallon	16
	SYP	10 mils wet (6 mils dry) 160 sq. ft. per gallon	19

SI: 1 in = 25.4 mm

## 5 Applications

5.1 No-Burn® Plus is a protective coating for OSB and lumber used in floor, wall, roof, and ceiling framing.

- 5.1.1 Applications include but are not limited to fire inhibition treatment for beams, columns, headers, joists, studs, and sheathing and the creation of a fire resistance rated wall assembly when applied to framing and the inside face of exterior sheathing.

5.2 No-Burn® Plus protected OSB or lumber is suitable for above ground applications not subject to contact with liquid water.

5.3 Where the application exceeds the limitations set forth herein, design shall be permitted in accordance with accepted engineering procedures, experience, and technical judgment.

### 5.4 Design

- 5.4.1 Allowable design stresses for No-Burn® Plus protected OSB and lumber for dry conditions of use are the same as the wood product before treatment in accordance with IBC Section 2303.2.5.
- 5.4.2 Since No-Burn® Plus is a topically applied coating treatment, not a pressure treatment, the wood is not incised. Therefore, the Incising Factor (NDS Section 4.3.8) is not applicable.
- 5.4.3 Maximum duration of load design stress increase shall not exceed 1.6. Duration of load design stress increase equal to or less than 1.6 shall be in accordance with NDS Section 2.3.4.
- 5.4.4 The design provisions for wood construction noted in IBC Section 2302.17 and IRC Section R301.1.3 apply to No-Burn® Plus protected OSB or lumber unless otherwise noted in this TER.

<sup>6</sup> These are AWWPA designated wood preservation systems and retentions (pressure impregnation processes only) which have been determined to be effective in protecting wood products under specified exposure conditions. The use of No-Burn® Plus fire protective coating, while purposely not included in the AWWPA's specification, satisfies and complies with the intent of the building code and is an equivalent treated material in quality, strength, effectiveness, durability, and safety. Therefore, No-Burn®, Inc. fire protective coating treated wood articles are deemed to be Non-AWWPA Standardized; however, the intent of the building code has been satisfied and is adequately supported by third-party verified data and accredited testing protocols. See IBC Section 104.11 for methods of obtaining "Alternative Materials Approval" via Building Official Authority.

<sup>7</sup> 2015 IBC Section 2301.2

5.4.5 Connections:

5.4.5.1 Lateral loads for nails, screws, bolts, and withdrawal loads for nails and screws installed in No-Burn® Plus protected OSB or lumber shall be in accordance with *NDS* using the species specific gravity.

5.5 Fire Performance

5.5.1 Flame Spread and Smoke Developed Indexes

5.5.1.1 OSB or lumber protected by No-Burn® Plus meet the requirements where surface burning and smoke developed index values are required to be tested in accordance with *IBC Section 2303.2*, *IBC Section 803.1.2*,<sup>8</sup> *IRC Section R802.1.5* and *IRC Section R302.9* in accordance with *ASTM E84* extended 20 minutes and *ASTM E2768* (Table 2).

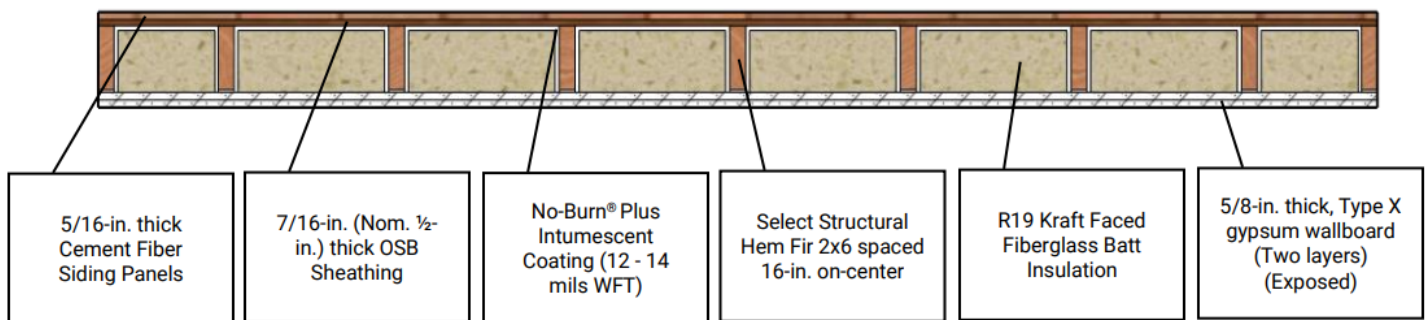
**Table 2.** Surface Burn Characteristics<sup>1,2,3</sup>

Product	Substrate	Flame Spread	Smoke Developed
No-Burn® Plus	DF	≤ 25	≤ 450
	LSL		
	LVL		
	OSB		
	SYP		

1. Tested in accordance with *ASTM E84* and *ASTM E2768*  
 2. The flame front did not progress more than 10.5 feet beyond the centerline of the burners at any time during the test.  
 3. No-Burn® Plus may be over coated with paint.

5.5.2 Fire Resistance

5.5.2.1 The No-Burn® Plus coated load bearing wall assembly described in Figure 2 and Table 2 met the requirements for a 120 minute fire resistance rating when tested in accordance with *ASTM E119*, and in accordance with *IBC Section 703.2*, *IBC Section 602.1*, *IBC Section 704.10* and *IBC Section 705.5*.



**Figure 2:** No-Burn® Plus 120 minute Fire Resistance Rated Wall Assembly

5.5.2.2 Prior to installation of the insulation, No-Burn® Plus was applied at a wet film thickness of 12 – 14 mils to the three exposed sides of the studs and blocking and to the sheathing.

<sup>8</sup> 2015 *IBC Section 803.1.1*

**Table 3. No-Burn® Plus 120 Minute Fire Resistance Rated Wall Assembly Detail<sup>1</sup>**

Wall Component		Fastening Schedule
Interior Sheathing	5/8-inch thick Type X gypsum Wallboard, two layers	#6 x 1-5/8 in, coarse thread, bugle head drywall screw, 8:12 spacing
Insulation	R19 Kraft faced fiberglass batt	T50 x ½ in crown staples, 8 in o.c. spacing
No-Burn® Plus	12 – 14 mil wet film thickness	N/A
Framing	2x6 HF/DF/SYP 16 in o.c., double top plate, single bottom plate, blocking installed 24 in edge-to-center from the bottom plate and double top plate	3in x 0.131in smooth shank framing nails
Exterior Sheathing	7/16 in OSB	2-3/8 in x 0.113 in ring shank exterior nail, 6:12 spacing
Exterior Cladding	5/16 in thick fiber cement siding panels	2-3/8 in x 0.113 in ring shank exterior nail, 8:12 spacing

SI: 1 lb = 4.45 N  
 1. Wall assembly tested in accordance with ASTM E119.

**5.6 Water Vapor Transmission**

5.6.1 No-Burn® Plus is *vapor permeable* and has the vapor permeance shown in Table 4. No-Burn® Plus protected OSB or lumber is a Class III *vapor retarder* in accordance with IBC Section 202.

**Table 4. Vapor Permeance<sup>1</sup>**

Product	Permeance (perm)
No-Burn® Plus	5.06

1. Tested in accordance with ASTM E96

**5.7 Water Resistance and Durability**

- 5.7.1 No-Burn® Plus does not chip, peel, crack, blister, or delaminate when exposed to high temperature and humidity conditions in accordance with ASTM D4585.
- 5.7.2 No-Burn® Plus is approved for use in roofs/attics of structures for elevated temperature and humidity in accordance with IBC Section 2303.2.5.1 and IRC Section R802.1.5.6 for OSB and IBC Section 2303.2.5.2 and IRC Section R802.1.5.7 for lumber.

**5.8 Fastener Corrosion**

- 5.8.1 Fasteners used with No-Burn® Plus protected OSB or lumber shall be in accordance with IBC Section 2304.10.6<sup>9</sup> and IRC Section R317.3.
- 5.8.2 Common steel, red brass and aluminum fasteners are approved for use in substrates protected by No-Burn® Plus in accordance with ASTM D610, ASTM G1, ASTM G85, and AWPA E12.

**5.9 Chlorinated Polyvinyl Chloride (CPVC) Compatibility**

- 5.9.1 No-Burn® Plus has been tested and found to be compatible with CPVC, causing no detrimental effects. Therefore, No-Burn® Plus is approved for use in long-term contact with CPVC.

<sup>9</sup> 2018 IBC Section 2304.10.5

## 6 Installation

- 6.1 No-Burn® Plus shall be applied to the substrates in accordance with this TER and the No-Burn®, Inc. instructions by applicators certified by No-Burn®, Inc.
- 6.2 In the event of a conflict between the manufacturer installation instructions and this TER, the more restrictive shall govern.
- 6.3 *Installation Procedure*
  - 6.3.1 The substrates that the No-Burn® Plus is applied to shall be clean, dry, and free from loose dirt, debris, grease, oil, or any other materials that would inhibit proper adhesion of No-Burn® Plus, including, but not limited to, any paints, stains, or sealants.
  - 6.3.2 No-Burn® Plus is white in color.
  - 6.3.3 Thickness measurements using a wet film thickness gauge shall be taken, at a minimum, once every 100 ft<sup>2</sup> (9.29 m<sup>2</sup>) of surface area during the application of each coat.
  - 6.3.4 The dry mil thickness will be 0.6 to 0.7 times the wet mil thickness.
  - 6.3.5 Apply No-Burn® Plus only to the substrates listed in Section 4.6 and Table 3 in accordance with the assembly selected.
  - 6.3.6 Substrates shall be fully installed prior to application. No significant lag shall exist between application of No-Burn® Plus and installation of weather protection.
  - 6.3.7 Both the substrate surface and the ambient temperature shall be maintained between 40°F (4.4°C) and 100°F (37.7°C) immediately before and during application. Minimum cure time is 24 hours.
  - 6.3.8 Apply the coating at the rate specified in Table 1 and Table 3.
  - 6.3.9 Coating may be applied via roller, brush, or spraying equipment.
  - 6.3.10 After curing, the coating may be over-coated with latex paint per the paint manufacturer instructions.
  - 6.3.11 The installation certificate provided in Appendix A shall be completed by the certified applicator and submitted to No-Burn®, Inc. and other interested parties.

## 7 Substantiating Data

- 7.1 All testing performed by ISO/IEC 17025 accredited labs within their scope of accreditation:
  - 7.1.1 Coating thickness measurements.
  - 7.1.2 Adhesion testing in accordance with *ASTM D4541* and *ASTM D3359*.
  - 7.1.3 Flame spread index and smoke developed index in accordance with *ASTM E84*, *ASTM E2768*, and *NFPA 255*.
  - 7.1.4 Fire resistance testing in accordance with *ASTM E119*.
  - 7.1.5 Vapor transmission testing in accordance with *ASTM E96*.
  - 7.1.6 Water resistance and durability testing in accordance with *ASTM D4585*.
  - 7.1.7 Corrosion testing in accordance with *ASTM D610*, *ASTM G1*, *ASTM G85*, and *AWPA E12*.
  - 7.1.8 CPVC compatibility testing.
- 7.2 Information contained herein is the result of testing and/or data analysis by sources which conform to *IBC Section 1703* and/or professional engineering regulations. DrJ relies upon accurate data to perform its ISO/IEC 17065 evaluations.



- 7.3 Where appropriate, DrJ's analysis is based on provisions that have been codified into law through state or local adoption of codes and standards. The providers of the codes and standards are legally responsible for their content. DrJ analysis may use code-adopted provisions as a control sample. A control sample versus a test sample establishes a product as being equivalent to that prescribed in this code in quality, strength, effectiveness, fire resistance, durability, and safety. Where the accuracy of the provisions provided herein is reliant upon the published properties of materials, DrJ relies upon the grade mark, grade stamp, mill certificate, and/or test data provided by material suppliers to be minimum properties. DrJ analysis relies upon these properties to be accurate.

## 8 Findings

- 8.1 When used and installed in accordance with this TER and the manufacturer installation instructions, the product listed in Section 1.1 is approved for the following:
- 8.1.1 No-Burn® Plus protection does not affect the allowable design stresses allowed for untreated OSB and lumber.
  - 8.1.2 The No-Burn® Plus coated load bearing wall assembly described in Figure 2 and Table 2 met the requirements for a 120 minute fire resistance rating when tested in accordance with ASTM E119, and in accordance with IBC Section 703.2, IBC Section 602.1, IBC Section 704.10 and IBC Section 705.5.
  - 8.1.3 OSB and lumber protected with No-Burn® Plus meet the requirements where surface burning characteristics are required to be tested by IBC Section 2303.2, IBC Section 803.1.2,<sup>10</sup> IRC Section R802.1.5 and IRC Section R302.9 in accordance with ASTM E84 extended 20 minutes, ASTM E2768, and NFPA 255.
  - 8.1.4 No-Burn® Plus meets the required water vapor transmission properties for a Class III vapor retarder.
  - 8.1.5 No-Burn® Plus protected OSB and lumber meet the water resistance requirements of ASTM D4585.
  - 8.1.6 No-Burn® Plus protected OSB and lumber meet the requirements for use in roofs/attics of structures for elevated temperature and humidity in accordance with IBC Section 2303.2.5.1 and IRC Section R802.1.5.6 for OSB and IBC Section 2303.2.5.2 and IRC Section R802.1.5.7 for lumber.
  - 8.1.7 The corrosion rate of steel, red brass and aluminum fasteners is not increased by the use of No-Burn® Plus treated OSB and lumber and use of other fasteners is in accordance with IBC Section 2304.10.6<sup>11</sup> and IRC Section R317.3.
  - 8.1.8 The degradation rate of CPVC is not increased by long-term contact with No-Burn® Plus protected OSB and lumber.
- 8.2 Building codes require data from valid research reports be obtained from approved sources (i.e., licensed registered design professionals [RDPs]).
- 8.2.1 Building official approval of a licensed RDP is performed by verifying the RDP and/or their business entity is listed by the licensing board of the relevant jurisdiction.
- 8.3 Agencies who are accredited through ISO/IEC 17065 have met the code requirements for approval by the building official. DrJ is an ISO/IEC 17065 ANAB-Accredited Product Certification Body – Accreditation #1131 and employs RDPs.
- 8.4 Through ANAB accreditation and the IAF MLA, DrJ certification can be used to obtain product approval in any jurisdiction or country that has IAF MLA Members & Signatories to meet the Purpose of the MLA – “certified once, accepted everywhere.”

<sup>10</sup> 2015 IBC Section 803.1.1

<sup>11</sup> 2018 IBC Section 2304.10.5

8.5 IBC Section 104.11 (IRC Section R104.11 and IFC Section 104.10<sup>12</sup> are similar) states:

**104.11 Alternative materials, design and methods of construction and equipment.** The provisions of this code are not intended to prevent the installation of any material or to prohibit any design or method of construction not specifically prescribed by this code...Where the alternative material, design or method of construction is not *approved*, the *building official* shall respond in writing, stating the reasons the alternative was not *approved*.

## 9 Conditions of Use

- 9.1 For field-applied applications, the certified applicator shall provide documentation that the application rate meets the requirements listed in Table 1 and Table 3.
- 9.2 An installation certificate provided in Appendix A shall be completed by the certified applicator and submitted to No-Burn®, Inc. and other interested parties.
- 9.3 Application is limited to DF, LSL, LVL, OSB, and SYP.
- 9.4 Any generally accepted engineering calculations needed to show compliance with this TER shall be submitted to the code official for review and approval.
- 9.5 OSB and lumber treated with No-Burn® Plus shall be installed in accordance with the applicable code, the approved construction documents, this TER, and the manufacturer installation instructions. If there is a conflict between this report and the manufacturer instructions, the more restrictive shall govern.
- 9.6 No-Burn® Plus complies with, or is a suitable alternative to, the treatment required for DF, LSL, LVL, OSB, and SYP as permitted by the codes listed in Section 2, subject to the following conditions:
  - 9.6.1 No-Burn® Plus protected OSB and lumber is suitable for above ground applications not subject to continuous contact with liquid water.
  - 9.6.2 Fastener design values shall be determined using the specific gravity of the OSB or lumber species used in the coated product.
- 9.7 Cutting and notching of No-Burn® Plus coated OSB or lumber is permitted where allowed by the applicable building code, the manufacturer recommendations, this TER, or where the effects of such alterations are specifically considered in the design of the member by a registered design professional.
- 9.8 Duration of load increases shall be in accordance with the limitations of the applicable building code for sawn lumber, but not greater than 1.6.
- 9.9 Design loads shall be determined in accordance with the building code adopted by the jurisdiction in which the project is to be constructed and/or by the building designer (e.g., owner or RDP).
- 9.10 At a minimum, this product shall be installed per Section 6 of this TER.
- 9.11 This product has an internal quality control program and a third-party quality assurance program in accordance with IBC Section 104.4, IBC Section 110.4, IRC Section R104.4 and IRC Section R109.2.
- 9.12 The actual design, suitability, and use of this TER, for any particular building, is the responsibility of the owner or the owner's authorized agent.
- 9.13 This TER shall be reviewed for code compliance by the AHJ in concert with IBC Section 104.
- 9.14 The implementation of this TER for this product is dependent on the design, quality control, third-party quality assurance, proper implementation of installation instructions, inspections required by IBC Section 110.3, and any other code or regulatory requirements that may apply.

---

<sup>12</sup> 2018 IFC Section 104.9



## 10 Identification

- 10.1 The product listed in Section 1.1 is identified by a label on the containers bearing the manufacturer name, product name, TER number, and other information to confirm code compliance.
- 10.2 The application certificate (Appendix A) shall be completed by the certified applicator and submitted to interested parties upon request.
- 10.3 Example of the product label for No-Burn® Plus is shown in Figure 1.
- 10.4 Additional technical information can be found at [www.noburn.com](http://www.noburn.com).

## 11 Review Schedule

- 11.1 This TER is subject to periodic review and revision. For the most recent version of this TER, visit [drjcertification.org](http://drjcertification.org).
- 11.2 For information on the current status of this TER, contact [DrJ Certification](#).



**Appendix A**  
**NO-BURN® PRODUCT APPLICATION CERTIFICATE**

**LOCATION OF BUILDING:**

---

**Address** **Lot #** **City** **State** **Zip**

**DESCRIPTION AND USE OF BUILDING:**

---



---



---



---

**Certified Applicator Name** **Company** **Certified Applicator Number**

<b>Moisture Meter Reading</b> (Max % Noted in Table 1 & Table 3)	<b>Temp Reading</b> (°F)	<b>Describe Area Treated</b>	<b>Size of Area Treated</b> (Surface Area, Sq. Ft.)	<b>Product Applied</b>	<b>Substrate</b> (Noted in Table 1 & Table 3)	<b>Qty.</b> (Wet film thickness)	<b>Date Applied</b>

---

**Certified Applicator Signature**

**Date of Service**